




THIS DEMO WILL TAKE YOU THROUGH UNLOCK! KIDS.

**BE CAREFUL WHEN CUTTING THE CARDS APART:
LOOK ONLY AT THE LARGE NUMBERS OR LETTERS ON THE CARD BACKS.
THE IMAGES AND TEXTS ON THE CARD FRONTS SHOULD BE KEPT SECRET FOR NOW.**

For best results, print this file **double-sided**. If your printer does not support this, you can pair the fronts and backs into plastic card sleeves (size: 61mm x 112mm) or glue them together. Ensure that the number or letter on the card back matches the number or letter found at the top left corner of the card front before doing so. Try not to peek at the rest of the card front while you are doing this to avoid spoiling your adventure.


Once your cards are prepared, place them facedown and read the introduction card.

The demo adventures are shorter than the adventures sold in stores
and are made to familiarize you with full-length adventures.


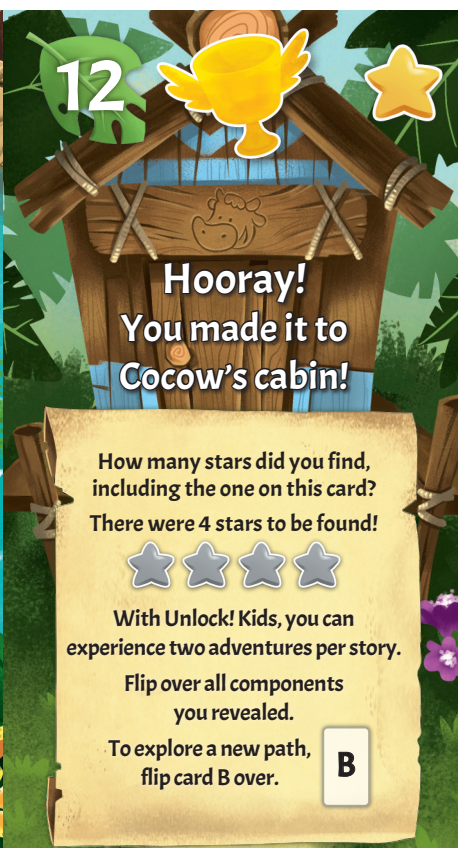


















UNLOCK!
THE ESCAPE ROOM GAME

Discover Unlock! the cooperative card game inspired by Escape Rooms. Over 1.5 million copies sold worldwide.

TO BE PLAYED WITH THE FREE APP

Check out all these adventures that are already available in stores!

SPACE cowboys

www.spacecowboys.fr

OBJECTS
Punch them out carefully

19 25/28

14 26/28

10 27/28

5 28/28

DISCOVER UNLOCK! KIDS
THIS IS YOUR DETECTIVE BADGE!

YOUR MISSION:

- Find this box (your parents can help you).
- Solve the puzzles!
- Do a victory dance!

CERTIFIED

This card is not part of any Unlock! puzzle. Cross my heart! For children only.

UNLOCK!

Simple Print

© 2022 SPACE Cow - Asmodee Group. All rights reserved.

